

EVACUATION PLAN

SPIRIT CLASS VESSELS



Date: May 2012

Evacuation Plan – A License

<u>Index</u>		
Definitions	3	
Preamble	4 / 5	
Part 1 – "A" License Evacuation Plan – At Sea	6	
[redacted] evacuation	6	ss. 15, 19
Communications	6	
Stage 1 Initial Response - Preparation and Planning.....	7	
[redacted] Capacities	7	
Provision of Medical Assistance	7	
Initial Responders	8 / 9	
Stage 2 Emergency Stations - Mustering Passengers [redacted]	10	
Passenger Control Party.....	10	
Response Guidelines for Passenger Control Crews	10 / 11	
[redacted] Status Reports	11	
[redacted]	12	
Security/Restricted Access	12	
Donning Lifejackets	12	
Special Needs Passengers	13	
Passenger Control [redacted] Sweep.....	13 / 16	
[redacted] Assignments	17	
Stage 3 Preparing the Evacuation Stations & Equipment.....	18	
Prepare Evacuation Stations	18	
Rescue Boat Crewing	19	
[redacted] Crewing	19	
MES Crewing	20	
Passenger Control [redacted]	21	
Stage 4 Abandon Ship.....	22	
Abandon Ship Procedures	22	
Engineering Evacuation Response	23	
Embarkation [redacted]	23	
Abandon Ship Responsibilities	23 / 25	
Stage 5 Post Abandon Ship Responsibilities	26	
Passenger counts	26	
Marshalling life rafts	27	
[redacted] responsibilities	27	
Life Raft Crew duties	27	
Part II – "B" License Evacuation Plan – At Sea	28	
Part III – Evacuation Plan at BCF Terminal	28	
Vessel Arriving with Onboard Emergency	28	
In Dock ERT.....	28 / 29	
Vessel Loading	30	
Vessel Discharging	30	
Lifesaving Plan.....	31	

Evacuation Plan – A License

Definitions:

Station

Areas throughout the vessel, which are designated for the safe mustering of passengers during an emergency.

ss. 15, 19

Abandon Ship Signal

Embarkation

Evacuation Equipment

All lifesaving equipment fitted to the vessel to accommodate the evacuation of the passengers and crew. Includes liferafts, marine evacuation systems and rescue boats.

Liferafts

The Spirit of British Columbia is fitted with liferafts,

Marine Evacuation System (MES)



Evacuation Plan – A License

The Spirit of British Columbia is fitted with chutes

ss. 15, 19

Evacuation Plan – A License

PREAMBLE

The intent of this evacuation plan is to clarify and give direction to officers and crew, so that should the situation require, crew will be prepared for the possibility of abandoning ship.

The M.V. Spirit of British Columbia's life saving equipment meets Transport Canada requirements to safely evacuate the passengers and crew in Under the Canada Shipping Act, Life Saving Equipment Regulations, CRC, Vol. XVI, c. 1436;

ss. 15, 19

The M.V. Spirit of British Columbia sails under multiple licenses and each of these configurations takes into consideration the change in crew count and lifesaving equipment available.

"A" License

"B" License

Master's Overriding Authority

The Master has the overriding authority to alter the evacuation plan(s), as described in this document, to address changes in the emergency circumstances that may befall the vessel.

Emergency Signals

The normal progression of signals used on this vessel will be:

Evacuation Plan – A License

Response Time

ss. 15, 19

57

MES - Capacity

Marine Evacuation Systems are fitted aboard this vessel and each station has a TransPORT Canada Marine Safety (TCMS) approved capacity

Evacuation Plan – A License

“A” License Evacuation Plan – At Sea

Preamble

When the vessel is at sea and a developing emergency necessitates the evacuation of the vessel, the follow plan shall be used as guidance, for the orderly evacuation of the vessel, within the allotted time.

evacuation

ss. 15, 19

- Distribution of life jackets.

-

- Medical assistance.

Evacuating Special Needs Passengers

- will coordinate response using the guidelines below.

Evacuation Plan – A License

ss. 15, 19

Communications

ensure the crew is informed regarding the nature and location of the emergency, Clear and concise instructions and situation updates shall be provided to the passengers throughout the emergency situation. Pre-scripted announcements are available to assist with passenger communications.

Contact for External Assistance

will contact external agencies as per the BCFS Emergency Response Policy.

Contact for Internal Assistance

will contact BCFS personnel, terminals and vessels as per the BCFS Emergency Response Policy.

Stage 1 - Initial Response – Planning & Preparation

General

Upon report of an emergency on board, will make an announcement indicating the location and in general terms the type of emergency being faced.

"Attention Crew,
Initial Response Party proceed to _____
Initial Response Party proceed to _____"

There is a situation / _____ reported in the / on _____"

Evacuation Plan – A License

[redacted] ensure that preparations are made to muster the passengers [redacted]

ss. 15, 19

- Briefing the Passenger Control Party.
- Issuing passenger control instructions [redacted]
[redacted]

[redacted] **Capacities**
[redacted] capacities are based on [redacted]

Provision of Medical Assistance


To supplement the crew OFA, should the requirement be anticipated, [redacted] shall make a Passenger Services Announcement, requesting any passengers with medical training to make themselves known [redacted] A record shall be maintained of names, experience and assistance that could be provided.

Should assistance be required [redacted] shall make a Passenger Services Announcement requesting the individual(s) best qualified to assist the OFA.

Initial Responders

The Initial Response Party shall be the initial responders to any emergency or situation that develops on board the vessel.

Initial Response Party



Evacuation Plan – A License

Passenger Control Responsibilities

Evacuation Plan – A License

Stage 2 - Emergency Stations – Mustering Passengers [redacted]

ss. 15, 19

Passenger Control Party [redacted]

- [redacted] crew will report to their designated stations as per the muster list / MED cards. Passenger control equipment is to be utilized.
- SOVI Passenger Control totes are located :
[redacted]
- SOBC Passenger Control totes are located:
[redacted]
- [redacted]
- Having identified yourself as a crew member, take charge of the passengers in your area of responsibility. PA announcements will be made to provide information
- [redacted]
- Use standard passenger control techniques as listed on the Passenger Control Checklist.
- Await further instructions from [redacted]

Response Guidelines for Passenger Control Crews

When [redacted] the Passenger Control Crew will commence the following without further instruction [redacted] until instructed otherwise:

- If not already completed, Passenger Control Crew to fully utilize all passenger control equipment.
- Passenger Control crew throughout the vessel to acquire the passengers' attention, providing direction in a clear and concise manner [redacted]
[redacted] Reassure the passengers that mustering in the Assembly Stations is purely a precautionary move.
- The Passenger Control crew, In-Charge [redacted] will gain the attention of the passengers [redacted] providing assurance this is only a precautionary move. [redacted]
[redacted]

Evacuation Plan – A License

ss. 15, 19

- [redacted]
- Crew to ask for any special needs persons or passengers requiring assistance to identify themselves. [redacted]
- When all passengers are mustered [redacted] the crew shall obtain an accurate count of the passengers at each station, which shall be reported to [redacted] of the total passengers [redacted]
- [redacted]
- [redacted] Crew shall demonstrate how to correctly don a life jacket, both adult and children's jackets.
- Lifejackets are stowed [redacted]
- A lifejacket shall be issued to each passenger, with instructs to don the jacket. [redacted] request passengers to assist their neighbors in donning the lifejackets and checking they are secure.
- [redacted]
- [redacted] Regular situation updates shall be provided and activities performed to keep their attention away from the emergency situation.
- The In-Charge shall advise [redacted] that the passengers are ready if an evacuation is required.
- [redacted]
- [redacted] instruct the passengers in the procedure for evacuating the vessel, in the unlikely event that Abandon Ship is required. Again reassuring the passengers, that this is only a precaution.
- Crew will await further instructions from [redacted]

[redacted] **Status Reports**

The Passenger Control In charge [redacted] shall report [redacted] the level of preparedness for evacuation for the passengers under their control. [redacted]

Evacuation Plan – A License

ss. 15, 19

Security/Restricted Access

Donning Lifejackets

Lifejackets are located:

_____ ensure that
each passenger is provided the correct lifejacket. _____

_____ Passenger Control Crew will commence distributing lifejackets, giving instructions and demonstrations on the correct method of donning. Lifejacket

Evacuation Plan – A License

distribution will both prepare passengers in a timely manner should the need to evacuate become apparent and provide activity that will reduce stress and assist in maintaining order.

ss. 15, 19

Mobility Challenged - Special Needs Passengers

PASSENGER CONTROL

SWEEP

Evacuation Plan – A License

ss. 15, 19

PASSENGER MANGEMENT

Evacuation Plan – A License

ss. 15, 19

	STATIONS	
	crew are to take charge of passengers	

Evacuation Plan – A License


ss. 15, 19

Passenger Control Crew **Assignments**

When passengers have been mustered the Passenger Control Crew Members shall proceed to their respective as outlined in the following tables.
 in overall charge of passenger control

Evacuation Plan – A License

ss. 15, 19



Evacuation Plan – A License

Stage 3 – Preparing the Evacuation Stations

ss. 15, 19

Prepare Evacuation Stations

the crew will proceed to their respective stations as described on their EDN cards

-
- Passenger Control efforts must be continued especially keeping the passengers calm and reassured that they are in no danger.
-
-
- Passenger Control Crew will provide instructions.
- Advise when clear of the vessel and standing-by. Refer to Rescue Boat launching procedure found in the VSM.
- be prepared for the evacuation of passengers. Rescue boat crews shall assist as required. Each MES shall advise ready for passengers.
- Refer to the Equipment procedures for detailed instructions on preparing and operating the Evacuation Equipment.

Evacuation Plan – A License

Rescue Boat Crewing

ss. 15, 19

	Crew

Evacuation Plan – A License

ss. 15, 19

MES Crew

Evacuation Plan – A License

ss. 15, 19

Passenger Control Assignments

Evacuation Plan – A License

ss. 15, 19

Evacuation Plan – A License

Stage 4 – Abandon Ship

Abandon Ship

[] the crew [] will prepare the passengers []
[]

- [] in charge of the Embarkation Stations [] and each MES Station shall respond that the command was received and being actioned. []
[]
- [] in charge of the Embarkation Stations shall verify the command was received and being actioned.
- [] shall confirm [] that the command was received and is being actioned.
- []
- []
- []
- Provide direction and instructions to special needs or persons requiring assistance in the evacuation procedure, []
[]
- Report to [] that passenger evacuation has commenced, []
[]
- An accurate count of passengers evacuated at each Station shall be maintained by [] [] Evacuation Checklist and provided to [] in charge on completion. **** See Appendix
- []
- []
- [] count of the number of passengers []
[]
- []
- []

Evacuation Plan – A License


Engineering Evacuation Response

[Empty response box for Engineering Evacuation Response]

Embarkation

[Empty response box for Embarkation]

Evacuation Plan – A License



Evacuation Plan – A License



Evacuation Plan – A License

Stage 5 – Post Abandon Ship Responsibilities

Post Abandonment Team (PAT)

Final Determination all Passengers Evacuated

The in charge at each MEC

record the total numbers

the In Charge will communicate the final tally

This information will be checked against the vessel's passenger count, and become part of the emergency log.

Crew Assignments to Life rafts

Evacuation Plan – A License

Marshalling of Life rafts

Final Duties

- Ensure last position broadcast for external notification.
- Ensure final sweep of vessel completed and all passengers and crew are accounted for.
- Records number of passenger evacuated from each station, confirming it tallies with the number of passengers identified [redacted]
- Establish communications with crew members in the liferafts, record reports of the number of passengers and crew in the liferafts.
- [redacted]
- Collects log book and other pertinent documents.
- Leaves vessel using one of the evacuation chutes.

Life Raft Crew

On entering the liferafts, the crew members shall:

- [redacted] establish contact [redacted]
- Identify yourself as a crew member and take charge of passengers.
- [redacted]
- Dispense sea sick pills as soon as possible.
- Count the number of passengers and crew in the life raft and report to [redacted]
- Attend to any injured and report number of persons and type of injuries to [redacted]
- [redacted] deploy the sea anchor, as applicable.
- [redacted]
- Remove any water from the life raft floor.
- [redacted]
- Remain in command of the situation and passengers in the life raft until rescued.
- Engage passengers in activities, sing songs, etc to keep them occupied while in the rafts.

Evacuation Plan – A License

"B" License Evacuation Plan – At Sea

Evacuation Plan – At BCF Terminal, In Dock


Any evacuation plan must be flexible to account for numerous scenarios, which include:

- Vessel docked
- Vessel proceeds to dock
- Type of emergency –

Vessel Arriving with Onboard Emergency


In Dock Emergency Response Team (ERT)

Evacuation Plan – A License



Evacuation Plan – A License

Vessel Loading



Vessel Discharging



Evacuation Plan – A License

SPIRIT CLASS LIFESAVING PLAN

detailed drawing

