




MV Northern Expedition Evacuation plan

February 7, 2013



Vessel Evacuation Plan

2013-02-07

This plan is only provided as guidance for the Master of the Northern Expedition. This plan in no way removes the Master's overriding authority to take what ever action he/she deems necessary for the safety of the passengers and crew.

ss. 15, 19

The evacuation plan shall include:

1. the transition from emergency response to evacuation response;
2. procedures to get passengers from various spaces on the vessel [redacted]
[redacted] evacuate them to points of safety [redacted]
3. the preparation of survival craft and or marine evacuation systems;
4. the emergency announcements made by [redacted]
5. the contact with RCC and nearest terminal;
6. the muster and control of passengers [redacted]
7. the donning of lifejackets;
8. the use communication equipment;
9. the ensuring that the passengers wear suitable clothing and have donned their lifejackets correctly;
10. [redacted]
11. [redacted]
12. [redacted]
13. [redacted]
14. [redacted]
15. the crewing of survival craft and emergency stations;
16. the launching of survival craft and or marine evacuation systems and rescue boats;
17. the orderly evacuation of passengers under supervision [redacted]
18. the evacuation of the passengers;
19. the tally of passengers evacuated;
20. the checking that all passengers have left the vessel;
21. [redacted]
22. the releasing of the survival craft and [redacted]
23. [redacted]
24. procedures to account for all employees after an emergency evacuation has been completed.

Vessel Evacuation Plan

2013-02-07

License – [] (638) []

ss. 15, 19

General Description

The vessel is fitted with [] lifeboats []
MES Stations, []
[]
[] support boats []

Stage 1 – Planning and Preparation

General

During the emergency response phase the Master shall ensure that all precautions are made to muster the passengers in a safe location []

[] This includes:

- []
• []
• Briefing the Passenger Control Party
• Issuing passenger control instructions []
• Brief the Clear Away Party

[]

[] Capacities

[] capacities are based on []

Vessel Evacuation Plan

2013-02-07

ss. 15, 19

Provision for Medical Assistance

As a precautionary measure and to supplement the crew assigned OFA duties [redacted] shall make a Passenger Services Announcement requesting any passengers with medical training to make themselves known [redacted]. A record shall be maintained of the names, experience and assistance that can be provided in order to ascertain the type of medical response that can be mustered. Should medical assistance be required [redacted] will make additional Passenger Services Announcements requesting the individual(s) best qualified to come forward and assist the OFA.

Communications

Disposition of Radios : [redacted]

Vessel Evacuation Plan

2013-02-07

ss. 15, 19

Pre-scripted passenger control announcements will be available

Preparation of Survival Craft and Stations (Clear Away Party)

the Clear Away party will
report take direction from

Clear Away Party

Vessel Evacuation Plan

2013-02-07

ss. 15, 19

The duties of the Clear Away Party are to ready the life saving equipment in the event an evacuation is required.

The tasks are, but not limited to:

- -
 -
 -
 -
 -
 -
-

Passenger Control Assignments

Vessel Evacuation Plan

2013-02-07

ss. 15, 19

Crew will report to their designated area to maintain control and reassure the passengers
That we have a vessel emergency response plan. The emergency may not escalate to a
situation that requires possible evacuation.

Proper Attire

As the Passenger Control Crew sweeps the passengers they are to ensure that the passengers are dressed and take any extra warm clothing

Sweeping Plan

Vessel Evacuation Plan

2013-02-07

ss. 15, 19

Sweeping Plan

Clearing Passenger Cabins

Vessel Evacuation Plan

2013-02-07

ss. 15, 19

--

PASSENGER CONTROL

--

ADDITIONAL CREW

--

Vessel Evacuation Plan

2013-02-07

Stage 2 – Mustering Passengers

A – Passenger Control Party Initial Response

ss. 15, 19

- [redacted] all crew members assigned Passenger Control duties shall report to [redacted] receive [redacted] instructions on mustering the passengers and the nature of the emergency.
- Passenger Control Crew will [redacted]
- [redacted]
- The In Charge [redacted] to gain passengers attention and give specific passenger control instructions.
- All crew will identify themselves as crew and take charge of the passengers in their area of responsibility.
- Crew will use the standard passenger control techniques as listed on the Passenger Control checklist [redacted]
- Crew will ask for any special needs or person requiring assistance to identify themselves. [redacted]
- Crew will report to the In Charge [redacted] on the areas they have swept and checked for passengers. [redacted]
- In Charge [redacted] will report the status of the areas swept (cleared) of passengers to [redacted] Also they will report [redacted]
- Await further instruction [redacted]
- In accordance with the instructions provided [redacted]

B – Passenger Control Party Response Guidelines

When [redacted] the Passenger Control Crew will commence the following without further instruction [redacted] until directed otherwise.

- If not already completed, Passenger Control Crew to [redacted]

Vessel Evacuation Plan

2013-02-07

- Passenger Control Crew throughout the vessel will provide directions in a clear and concise manner [redacted]
- Instructions will be given that the muster [redacted] is purely a precautionary move.
- The Passenger Control "In Charge" [redacted] will gain the attention of the passengers [redacted] providing reassurance: this is only a precautionary action.
- [redacted]
[redacted] will be assigned additional passenger control duties.
- [redacted]
- Crew will ask for any special needs or person requiring assistance to identify themselves. [redacted]
- When all the passengers are mustered [redacted] the crew shall obtain an accurate count of the passengers at each station. This count will be relayed to [redacted]
- [redacted]
- [redacted]

ss. 15, 19

C – Passenger Control Party Activities [redacted]

- [redacted] will demonstrate how to correctly don the lifejackets.
- Lifejackets are stored [redacted]
- A lifejacket will be issued to each person. Special attention is to be made to ensure children's lifejackets are fitted correctly and are not adult lifejackets. *Note there are no distinctive colours or identification markers to readily identify between adult of children lifejackets.* [redacted] request passengers to assist their neighbour in donning their lifejackets and checking they are secure.
- [redacted]
- Regular situational updates shall be provided [redacted]

Vessel Evacuation Plan

- [] crew will instruct the passengers []
[] Additional instruction will be given [] These instructions will be followed by announcements reassuring the passengers that this is only a precaution.
- Crew will await further instructions []

ss. 15, 19

D - [] Status Reports

- [] In Charge will report to [] the ongoing status of the readiness for possible evacuation of the passengers []

E -

[]

[]

F - Security/Restricted Access

[]

G - Donning Lifejackets

Lifejackets are located []

[]

[] the Passenger Control Crew will commence handing out lifejackets, giving instructions and demonstrating the correct method to don the lifejacket.

[]

Be aware that children and adult lifejackets can be misidentified in an emergency. Ensure children are fitted with the correct lifejackets.

Vessel Evacuation Plan

2013-02-07

H – Special Needs Passengers

[redacted]
[redacted] Special needs passengers need to be identified
at the beginning of the emergency [redacted]
[redacted]

ss. 15, 19


I - Passenger Control Crew [redacted] Assignments

[redacted] the Passenger Control Crew
should be at their assigned [redacted]
[redacted]
[redacted] will determine if any further passenger control assignments,
additional sweeps of cabins, OFA or Special needs assistance will required. [redacted]

Vessel Evacuation Plan


2013-02-07

ss. 15, 19



Stage 3 – Preparing the Evacuation Equipment

In Charge Evacuation



Vessel Evacuation Plan

2013-02-07

ss. 15, 19

Boat and Rafts Stations

[] the crew will proceed to their respective boat stations to ready for evacuation. []


- Passenger Control must be maintained []
[] It is important to keep the passengers informed but calm and reassured they are in no danger.
- Passenger Control Crew will provide instructions []
- []
- All lifesaving equipment to be readied for immediate use. Refer to Life Boat and MES Deployment Procedures.
- []

Rescue / shepherd Boat Station Crewing []

Vessel Evacuation Plan

2013-02-07

ss. 15, 19



MES

Vessel Evacuation Plan

2013-02-07



ss. 15, 19

Vessel Evacuation Plan

2013-02-07

Stage 4 – Abandon Ship

General

[Redacted]

ss. 15, 19

- [Redacted] shall verify [Redacted] [Redacted] the Abandon Ship command was received and actioned.
- [Redacted] shall verify [Redacted] that the command to Abandon Ship command was received and actioned [Redacted]
- [Redacted]

Engineering Evacuation Response

[Redacted]

Vessel Evacuation Plan

Activities at the Stations during Abandon Ship

All activities at the embarkation decks will be supervised by the following:

ss. 15, 19

Refer to lifeboat and liferaft training manuals for the specific tasks.

- The In Charge at each station will keep an accurate count of the number of passengers evacuated at their station. Passenger counts will be given to [redacted] overseeing the evacuation [redacted]. The tallies will in turn be relayed to [redacted].
- [redacted]
- [redacted]
- The In Charge will report [redacted] when all lifeboats or liferafts are deployed for that station.
- As the evacuation stations are closed, crew are to move to the nearest active evacuation station and lend assistance.

Final Determination of Passengers Evacuated

The In Charge of the MES and L/B stations will communicate the final tally [redacted]

[redacted] in Charge will communicate the number [redacted] evacuated at each station to [redacted] [redacted] will log info on the form provided. This information will be checked against the vessel passenger count and become part of the emergency log.

Passengers who may be taken else ware for medical reasons must also be tracked. Assistance from local authorities, RCMP may be required.

Vessel Evacuation Plan

Crew Assignments to Lifesaving Appliances

ss. 15, 19

Final Duties –

- Ensure the last position broadcast for external rescue notification.
- Ensure a final sweep of the vessel completed and all passengers and crew are accounted for.
- Records for the number of passengers evacuated from each station, confirming tally sheets are taken.
- Log books and other pertinent documents collected.
-
- Abandons vessel via best available means.

Stage 5 – Post Abandon Ship

Marshalling of Liferrafts

Duties of Lifeboat and Liferaft Crews

On entering the survival craft the crew members shall:

- establish contact

Vessel Evacuation Plan

2013-02-07

- Identify themselves to the passengers in your survival craft as crew and take charge.
-
- Open up the survival craft emergency pack – consult instructions as required.
- Dispense seasick pill as soon as possible.
- Check surrounding area for possible passengers in the water, safely maneuver to them and bring onboard.
- Dispense thermal protective aids as required.
- Check amongst the passengers for injuries. Administer first-aid as required.
-
- Dry liferaft floor, if applicable.
-
- Close canopy openings to retain warmth and keep from shipping water.
- Try to busy the passengers with various tasks to keep their mind occupied.
- Maintain a look out.
- Prepare for rescue.

ss. 15, 19

Evacuation Plan – At BCF Terminal


Any evacuation plan must be flexible to account for numerous scenarios, which include:

- Vessel docked
- Vessel proceeds to dock
-
- Type of emergency –


Vessel Loading

Vessel Evacuation Plan


2013-02-07



Vessel Discharging



Vessel Arriving with Onboard Emergency



Post-Evacuation Passenger Tracking System*

This system may be used for tracking passengers when evacuated to shore.

Vessel Evacuation Plan

***POST-EVACUATION PASSENGER TRACKING SYSTEM – INSTRUCTIONS**

The NEXP Post-Evacuation Passenger Tracking Kits distributed as follows:

The Passenger tracking system is to be utilized in the event of the requirement to abandon ship.

This system may also be used to track passengers evacuated from the vessel to shore.