



MV Northern Adventure Evacuation plan



June, 2012

This plan is only provided as guidance for the Master of the Northern Adventure. This plan in no way removes the Master's overriding authority to take what ever action he/she deems necessary for the safety of the passengers and crew.

ss. 15, 19

The evacuation plan shall include:

1. the transition from emergency response to evacuation response;
2. procedures to get passengers from various spaces on the vessel [redacted] evacuate them to points of safety [redacted]
3. the preparation of survival craft and or marine evacuation systems;
4. the emergency announcements made by [redacted]
5. the contact with RCC and nearest terminal;
6. the muster and control of passengers [redacted]
7. the donning of lifejackets;
8. the use of communication equipment;
9. the ensuring that the passengers wear suitable clothing and have donned their lifejackets correctly;
10. [redacted]
11. [redacted]
12. [redacted]
13. [redacted]
14. the crewing of survival craft and emergency stations;
15. the launching of survival craft and or marine evacuation systems and rescue boats;
16. the orderly evacuation of passengers under supervision [redacted]
17. the evacuation of the passengers;
18. the tally of passengers evacuated;
19. the checking that all passengers have left the vessel;
20. [redacted]
21. the releasing of the survival craft and [redacted]
22. [redacted]
23. procedures to account for all employees after an emergency evacuation has been completed.

640

ss. 15, 19

Lifesaving general description;

[redacted] lifeboats, [redacted]
[redacted] chute systems, [redacted]
[redacted] liferafts, [redacted]
[redacted] liferafts, [redacted]
[redacted] rescue boat [redacted]
[redacted]

Total lifesaving capacity: 1156 persons

[redacted]

[redacted] Rescue Raft [redacted]
[redacted]

Stage 1 – Planning and Preparation

General

During the emergency response phase the Master shall ensure that all precautions are made to muster the passengers in a safe location [] This includes:

ss. 15, 19

- []
- []
- Briefing the Passenger Control Party
- Issuing passenger control instructions []
- Brief the Clear Away Party

[]

Capacities

[] capacities are based on []

[]

Provision for Medical Assistance

As a precautionary measure and to supplement the crew assigned OFA duties [] shall make a Passenger Services Announcement requesting any passengers with medical training to make themselves known to [] A record shall be maintained of the names, experience and assistance that can be provided in order to ascertain the type of medical response that can be mustered.

Should medical assistance be required [] will make additional Passenger Services Announcements requesting the individual(s) best qualified to come forward and assist the OFA.

Communications

ss. 15, 19

Disposition of Radios : Catering 3 Radios/ER 9 Radios/16 Deck Radios

Preparation of Survival Craft and Stations (Clear Away Party)

the Clear Away party will report
and take direction from

Clear Away Party

ss. 15, 19

The duties of the Clear Away Party are to ready the life saving equipment in the event an evacuation is required.

The tasks are, but not limited to:

-
-
-
-
-
-
-

Passenger Control Assignments

Passengers will be swept

Passenger Control crew will wait

Passenger Control crew will remain in their designated area to maintain control and reassure the passengers on the vessel emergency response plan. The emergency may not escalate to a situation that requires possible evacuation.


Proper Attire

As the Passenger Control Crew sweeps the passengers they are to ensure that the passengers are dressed and take any extra warm clothing

Sweeping Plan

Sweeping Plan

ss. 15, 19
FC



ss. 15, 19

Instruct the passengers to don warm clothing and bring any extra heavy jackets and or sweatshirts.



Stage 2 – Mustering Passengers

A – Passenger Control Party Initial Response

- [redacted] all crew members assigned Passenger Control duties shall report to [redacted] receive [redacted] [redacted] instructions on mustering the passengers and the nature of the emergency.
- [redacted]
- [redacted]
- The In Charge at each [redacted] to gain passengers attention and give specific passenger control instructions.
- All crew will identify themselves as crew and take charge of the passengers in their area of responsibility.
- Crew will use the standard passenger control techniques as listed on the Passenger Control checklist [redacted]
- [redacted] identify any special needs or person requiring assistance. Arrangements will be made to assist those persons [redacted]
- Crew will report to the In Charge [redacted] on the areas they have sweep and checked for passengers.
- In Charge [redacted] will report the status of the areas swept (cleared) of passengers to [redacted]
- Await further instruction from [redacted]

B – Passenger Control Party Response Guidelines

When [redacted] the Passenger Control Crew will commence the following without further instruction [redacted] until directed otherwise.

- If not already completed, Passenger Control Crew to [redacted]
- Passenger Control Crew throughout the vessel will provide directions in a clear and concise manner [redacted]
- Instructions will be given that the muster [redacted] is purely a precautionary move.
- The Passenger Control "In Charge" [redacted] will gain the attention of the passengers [redacted] providing reassurance: this is only a precautionary action.
- [redacted] will be assigned additional passenger control duties.

- [Redacted]
- Crew will ask for any special needs or person requiring assistance to identify themselves; [Redacted]
- When all the passengers are mustered [Redacted] the crew shall obtain an accurate count of the passengers at each station. This count will be relayed to [Redacted]
- [Redacted]

C – Passenger Control Party Activities [Redacted]

- [Redacted] Crew will demonstrate how to correctly don the lifejackets.
- Lifejackets are stored [Redacted]
- A lifejacket will be issued to each person. Special attention is to be made to ensure children's lifejackets are fitted correctly and are not adult lifejackets. *Note there are no distinctive colours or identification markers to readily identify between adult of children lifejackets.* Assembly Station crew to request passengers to assist their neighbour in donning their lifejackets and checking they are secure.
- [Redacted]
- [Redacted] Regular situational updates shall be provided [Redacted]
- [Redacted] crew will instruct the passengers [Redacted] Additional instruction will be given [Redacted] These instructions will be followed by announcements reassuring the passengers that this is only a precaution.
- Crew will await further instructions [Redacted]

D - [Redacted] Status Reports

- [Redacted] In Charge will report [Redacted] the ongoing status of the readiness for possible evacuation of the passengers [Redacted]

E - [Redacted]

F - Security/Restricted Access

ss. 15, 19

G – Donning Lifejackets

Lifejackets are located

the Passenger Control Crew will commence handing out lifejackets, giving instructions and demonstrating the correct method to don the lifejacket.

Be aware that children and adult lifejackets can be misidentified in an emergency. Ensure children are fitted with the correct lifejackets.

H – Special Needs Passengers

Special needs passengers need to be identified at the beginning of the emergency [redacted]
[redacted]


ss. 15, 19

I - Passenger Control Crew – [redacted] Assignments

With the passengers are mustered [redacted] the Passenger Control Crew should be at their assigned [redacted]
[redacted] will determine if any further passenger control assignments, additional sweeps of cabins, OFA or Special needs assistance will be required. [redacted]

[Large empty rectangular box for content]

4 1 2



ss. 15, 19

Stage 3 – Preparing the Evacuation Equipment

In Charge Evacuation


ss. 15, 19

Boat and MEC Stations

[] the crew will proceed to their respective boat and MEC stations to ready for evacuation. []

- []
- Passenger Control must be maintained [] It is important to keep the passengers informed but calm and reassured they are in no danger.
- Passenger Control Crew will provide instructions []
- []
- All lifesaving equipment to be readied for immediate use. Refer to Life Boat and MEC Deployment Procedures.
- []

[] Boat Station Crewing




Stage 4 – Abandon Ship

General

[Empty rectangular box]

- [] in charge of the embarkation stations shall verify [] the Abandon Ship command was received and actioned.
- []
- [] shall verify [] that the command to Abandon Ship command was received and actioned []
- []

Engineering Evacuation Response



ss. 15, 19

8

Embarkation

Activities at the Stations during Abandon Ship

All activities at the embarkation decks will be supervised by the following:

Refer to lifeboat and liferaft training manuals for the specific tasks.

- [redacted]
- The In Charge at each station will keep an accurate count of the number of passengers evacuated at their station. Passenger counts will be given to [redacted]. The tallies will in turn be relayed to [redacted].
- [redacted]
- The In Charge will report [redacted] when all lifeboats or liferafts are deployed for that station.
- As the evacuation stations are closed, crew are to move to the nearest active evacuation station and lend assistance.

Final Determination of Passengers Evacuated

The In Charge at each station will communicate the final tally [redacted]. This information will be checked against the vessel passenger count and become part of the emergency log.

Passengers who may be taken elsewhere for medical reasons must also be tracked. Assistance from local authorities, RCMP may be required.

Crew Assignments to Lifesaving Appliances

[redacted]

Final Duties – [redacted]

- Ensure the last position broadcast for external rescue notification.
- Ensure a final sweep of the vessel completed and all passengers and crew are accounted for.
- Records for the number of passengers evacuated from each station, confirming tally sheets are taken.
- Log books and other pertinent documents collected.
- [redacted]
- Abandons vessel via best available means.

Stage 5 – Post Abandon Ship

Marshalling of Liferrafts

ss. 15, 19

Duties of Lifeboat and Liferaft Crews

On entering the survival craft the crew members shall:

- establish contact
- Identify themselves to the passengers in your survival craft as crew and take charge.
- Open up the survival craft emergency pack – consult instructions as required.
- Dispense seasick pill as soon as possible.
- Check surrounding area for possible passengers in the water, safely maneuver to them and bring onboard.
- Dispense thermal protective aids as required.
- Check amongst the passengers for injuries. Administer first-aid as required.
- Dry liferaft floor, if applicable.
-
- Close canopy openings to retain warmth and keep from shipping water.
- Try to busy the passengers with various tasks to keep their mind occupied.
- Maintain a look out.
- Prepare for rescue.

Evacuation Plan – At BCF Terminal

Any evacuation plan must be flexible to account for numerous scenarios, which include:


- Vessel docked []
- Vessel proceeds to dock []
- Type of emergency – []

ss. 15, 19

Vessel Loading

Vessel Discharging

Vessel Arriving with Onboard Emergency

A large, empty rectangular box with a thin black border, occupying the central portion of the page. It is positioned directly below the section header and to the left of the page reference text.

ss. 15, 19