




MV Island Sky

Evacuation Plan



SMD-15

Date: 01/30/09

Vessel Evacuation Plan

This plan is only provided as guidance for the Master of the Island Sky and in no way removes the Master's overriding authority to take what ever action he/she deems necessary for the safety of the passengers and crew.

The evacuation plan shall include:

ss. 15, 19

1. the transition from emergency response to evacuation response;
2. procedures to get passengers from various spaces on the vessel
 evacuate them to points
of safety
3. the preparation of survival craft and or marine evacuation systems;
4. the emergency announcements made by
5. the contact with RCC and nearest terminal;
6. the muster and control of passengers
7. the donning of lifejackets;
8. the use communication equipment;
9. the ensuring that the passengers wear suitable clothing and have donned their lifejackets correctly;
10.
11.
12.
13.
14. the crewing of survival craft and emergency stations;
15. the launching of survival craft and or marine evacuation systems and rescue boats;
16. the orderly evacuation of passengers under supervision
17. the evacuation of the passengers;
18. the tally of passengers evacuated;
19. the checking that all passengers have left the vessel;
20.
21. the releasing of the survival craft;
22.
23. procedures to account for all employees after an emergency evacuation has been completed.

Vessel Evacuation Plan

Licenses

A License – (462)

F License – vessel moves

General Description

The vessel is fitted with Marine Evacuation Slides,

ss. 15, 19

The total life saving capacity of the vessel is 800 persons.

rescue boats

A License - raft system

0 Passenger Evacuation: General Description

F License - raft system rescue boat

Refer to Appendix A for sample crew announcements that may be used throughout the evacuation.

Refer to Appendix B for Muster List and schematics of crew positions throughout the evacuation.

Vessel Evacuation Plan

A License

(462)

Stage 1 – Planning and Preparation

General

During the emergency response phase the Master shall ensure that all precautions are made to muster the passengers in a safe location [] This includes:

ss. 15, 19

- []
- []
- Briefing the Passenger Control Party
- Issuing passenger control instructions []
- []
- Brief the Clear Away Party

[]

Capacities

[] capacities are based on []

Provision for Medical Assistance

As a precautionary measure and to supplement the crew assigned OFA duties [] shall make a Passenger Services Announcement requesting any passengers with medical training to make themselves known to the nearest crew member. A record shall be maintained of the names, experience and assistance that can be provided in order to ascertain the type of medical response that can be mustered. Should medical assistance be required [] make additional Passenger Services Announcements requesting the individual(s) best qualified to come forward and assist the OFA.

Vessel Evacuation Plan

Communications

--

ss. 15, 19

Disposition of Radios

--

Pre-scripted passenger control announcements will be available |

--

Vessel Evacuation Plan

Preparation of Survival Craft and Stations (Clear Away Party)

The Clear Away Party must have all their tasks completed [redacted]
[redacted]

ss. 15, 19

Clear Away Party

The duties of the Clear Away Party are minimal due to the design of the MES units.

Passenger Control Assignments

[redacted]
Passengers will be swept [redacted]
[redacted]

[redacted] Passenger Control crew will remain at their designated area to maintain control and reassure the passengers that the emergency is under control.

Proper Attire

As the passenger control crews sweep the passengers [redacted] they are to ensure the passengers dress and take any warm clothing they have with them in their immediate area.

[redacted] **Sweeping Plan**
[redacted]

[redacted] **Sweeping Plan**
[redacted]

Vessel Evacuation Plan

Stage 2 – Mustering Passengers

A – Passenger Control Party Initial Response

- [redacted] all crew members assigned Passenger Control duties shall wait [redacted] directions [redacted] to muster the passengers and the nature of the emergency.
- Passenger Control Crew will [redacted]
- [redacted]
- The In Charge [redacted] to gain passengers attention and give specific passenger control instructions.
- All crew will identify themselves as crew and take charge of the passengers in their area of responsibility.
- Crew will use the standard passenger control techniques as listed on the Passenger Control checklist [redacted]
- Crew will ask for any special needs or person requiring assistance to identify themselves. [redacted]
- Crew will report to the In Charge [redacted] on the areas they have sweep and checked for passengers.
- In Charge [redacted] will report the status of the areas swept (cleared) of passengers [redacted]
- Await further instruction [redacted]
- [redacted]

ss. 15, 19

B – Passenger Control Party Response Guidelines

When [redacted] the Passenger Control Crew will commence the following without further instruction [redacted] until directed otherwise.

- If not already completed, Passenger Control Crew to [redacted]
- Passenger Control Crew throughout the vessel will provide directions in a clear and concise manner [redacted]
- Instructions will be given that the muster [redacted] is purely a precautionary move.
- The Passenger Control In Charge [redacted] will gain the attention of the passengers [redacted] providing reassurance this is only a precautionary action.
- [redacted] will be assigned additional passenger control duties.

Vessel Evacuation Plan

ss. 15, 19

- []
- Crew will ask for any special needs or person requiring assistance to identify themselves. []
- When all the passengers are mustered [] the crew shall obtain an accurate count of the passengers at each station. This count will be relayed to []
- []

C – Passenger Control Party Activities []

- [] Crew will demonstrate how to correctly don the lifejackets.
- A lifejackets will be issued to each person. Special attention is to be made to ensure children's lifejackets are fitted correctly and are not adult lifejackets. *Note there are no distinctive colours or identification markers to readily identify between adult of children lifejacket in the confusion of an emergency check to ensure children have the correct lifejackets.* [] crew to request passengers to assist their neighbour in donning their lifejackets and checking they are secure.
- []
- []
- [] crew will instruct the passengers []
[] Additional instruction will be given []
[] These instructions will be followed by announcements reassuring the passengers that this is only a precaution.
- Crew will await further instructions []

D - [] Status Reports

- [] In Charge will report [] ongoing status of the readiness for possible evacuation of the passengers []

Vessel Evacuation Plan

E -

ss. 15, 19

F - Security/Restricted Access

G – Donning Lifejackets

Lifejackets are located [] The Passenger Control Crew assigned []
[] shall arrange for the assistance from passengers in assisting on handing out the life jackets as required.

[] the Passenger Control Crew will commence handing out lifejackets, giving instructions and demonstrating the correct method to don the lifejacket.

[]
Be aware that children and adult lifejackets can be misidentified in an emergency. Ensure children are fitted with the correct lifejackets.

H – Special Needs Passengers

Special needs passengers need to be identified at the beginning of the emergency []
[]

I - Passenger Control Crew – [] Assignments

With the passengers are mustered [] Passenger Control Crew should be at their assigned []

[] will determine if any further passenger control assignments, additional sweeps of staterooms, OFA or Special needs assistance will required.


Vessel Evacuation Plan



ss. 15, 19

Lifejacket Locations

The lifejackets for the passengers are stowed in lockers



Vessel Evacuation Plan

Stage 3 – Preparing the Evacuation Equipment

In Charge Evacuation

ss. 15, 19

Boat Stations

the crew will proceed to their respective MES stations to ready for evacuation.

- Passenger Control must be maintained It is important to keep the passengers informed but calm and reassured they are in no danger.
- If required Passenger Control Crew will provide instructions
-
- All lifesaving equipment to be readied for immediate use. Refer to Procedures.
-

Rescue Boat

Vessel Evacuation Plan

Marine Evacuation Slides



ss. 15, 19

Vessel Evacuation Plan

Stage 4 – Abandon Ship

General

ss. 15, 19

- [redacted] shall verify [redacted] Abandon Ship command was received and actioned.
- [redacted] shall verify [redacted] that the command to Abandon Ship command was received and actioned [redacted]
- [redacted]

Engineering Evacuation Response

Vessel Evacuation Plan

Embarkation

ss. 15, 19

Activities at the Stations during Abandon Ship

All activities at the embarkation decks will be supervised by the following:

Refer to MES training manuals for the specific tasks.

- The In Charge at each station will keep an accurate count of the number of passengers evacuated at their station. Passenger counts will be given to overseeing the evacuation. The tallies will in turn be relayed
-
- The In Charge will report when all liferafts are deployed for that station.
- As the evacuation stations are closed, crew are to move to the nearest active evacuation station and lend assistance.

Final Determination of Passengers Evacuated

The In Charge at each station will communicate the final tally
 This information will be checked against the vessel passenger count and become part of the emergency log.

Passengers who may be taken else ware for medical reasons must also be tracked.
Assistance from local authorities, RCMP may be required.

Vessel Evacuation Plan

Crew Assignments to Lifesaving Appliances

ss. 15, 19

Final Duties –

- Ensure the last position broadcast for external rescue notification.
- Ensure a final sweep of the vessel completed and all passengers and crew are accounted for.
- Records for the number of passengers evacuated from each station, confirming tally sheets are taken.
- Log books and other pertinent documents collected.
- Leaves vessel by best means left.

Vessel Evacuation Plan

Stage 5 – Post Abandon Ship

Marshalling of Liferrafts

ss. 15, 19

Instructions to crew assigned as In Charge of Liferrafts

The crew In Charge of the life raft issue the sea sick pills found in the life raft as soon as possible after the liferaft is clear of the vessel. Refer to the instruction manual and use the flashlight.

Dispersement of crew amongst Liferrafts

Duties of Liferaft Crews

The crew member assigned to the life raft will carry out the following duties.

- establish contact
- Identify themselves to the passengers in your survival craft as crew and take charge.
-
- Open up the survival craft emergency pack – consult instructions as required.
- Dispense seasick pill as soon as possible.
- Check surrounding area for possible passengers in the water, safely maneuver to them and bring onboard.
- Dispense thermal protective aids as required.
- Check amongst the passengers for injuries. Administer first-aid as required.
-
- Dry liferaft floor, if applicable.
-
- Close canopy openings to retain warmth and keep from shipping water.
- Try to busy the passengers with various tasks to keep their mind occupied.
- Maintain a look out.
- Prepare for rescue.

Vessel Evacuation Plan

Evacuation Plan – At BCFS Terminal

Any evacuation plan must be flexible to account for numerous scenarios, which include:

- Vessel docked [redacted]
- Vessel proceeds to dock [redacted]
- Type of emergency – [redacted]


ss. 15, 19

Vessel Loading

Vessel Discharging

Vessel Evacuation Plan

Vessel Arriving with Onboard Emergency



ss. 15, 19

Vessel Evacuation Plan

Appendix A Evacuation Count

Passenger onboard from terminal: _____ handicapped: _____

Passengers evacuated from In Charge reports: _____

ss. 15, 19

Vessel Evacuation Plan

Passenger Control

Know the nature of the emergency and what is expected of you regarding passenger control.

identify yourself to the passengers as being in charge. Give the basic nature of the emergency and reassure passengers that the situation is under control.

ss. 15, 19

Conscript help from passengers. Are there any doctors, nurses, or paramedics amongst the passengers?

Get a head count.

Adults _____

Children _____

Injured _____

Physically Disabled?

Language Barriers?

Lifejacket demonstration?

Check with as to when this can be done.

Where are the nearest lifejackets and how many do you need?

Children's?

Distribute and don lifejackets

REMEMBER, the above are general guidelines and are not meant to replace common sense solutions.

Vessel Evacuation Plan

Instructions to Passengers on Evacuation Procedure

May I have your attention please?

ss. 15, 19

May I have your attention please?

May I have your attention please?

Are there any persons who may require special attention?


Again I remind the passengers these are just precautionary instructions in the unlikely event
 the ship to be evacuated.

We will keep you informed as the situation changes.

Vessel Evacuation Plan

Appendix B

detailed diagram



74 53

ss. 15, 19